


# How to login to your teacher account

 <https://readinghub.com>

Go to  
[readinghub.com](https://readinghub.com) and  
hover over 'Login'



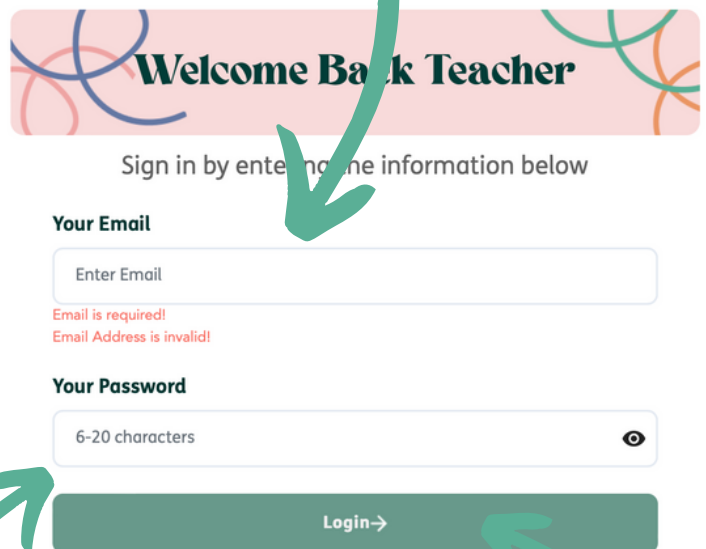
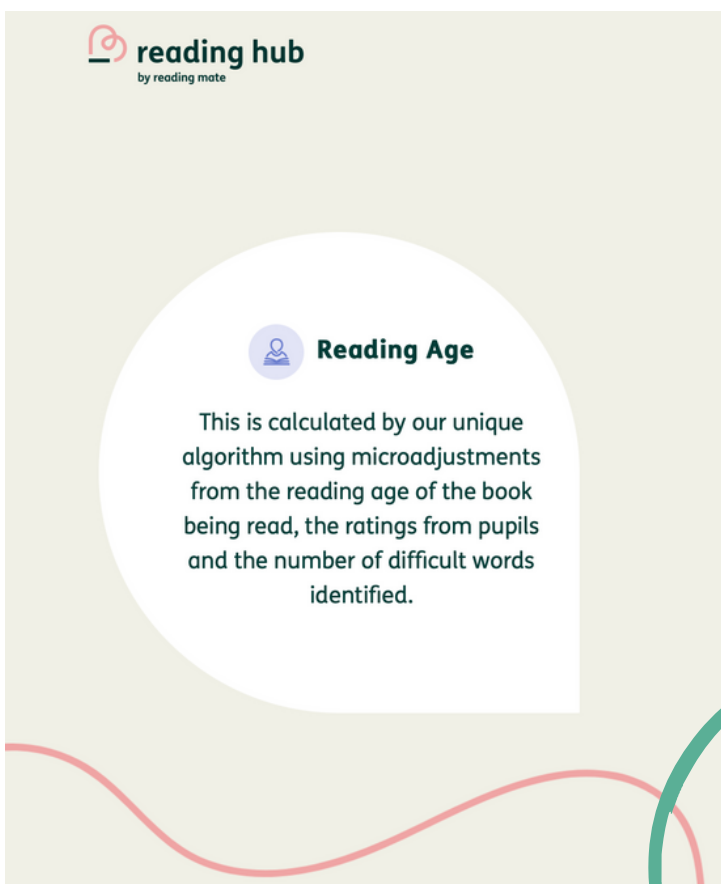
Admin

Teacher



# How to login to your teacher account

Enter your username and password given to you  
by your Admin user - This could be via an invite  
email from Reading Hub

A screenshot of the Reading Hub login form. At the top, there is a pink banner with the text 'Welcome Back Teacher'. Below the banner, the text 'Sign in by entering the information below' is displayed. The form consists of two input fields: 'Your Email' and 'Your Password'. The 'Your Email' field contains the placeholder text 'Enter Email' and has red error messages below it: 'Email is required!' and 'Email Address is invalid!'. The 'Your Password' field contains the placeholder text '6-20 characters' and has an eye icon to its right. At the bottom of the form is a green button with the text 'Login →'. A green arrow points from the top of the form down to the 'Your Email' field, and another green arrow points from the right side of the form down to the 'Login' button.

All passwords start as 123456  
(you can change this in your  
profile if you wish)

Click 'Login'

If you forget your details please contact your school  
admin user.